


Grim Tuesday's Gauntlet's 2nd Key

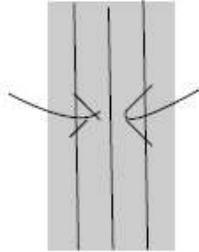


1.



Make crease

2.



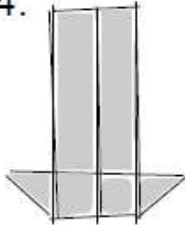
Fold sides
in

3.



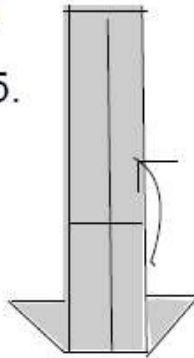
Make creases

4.



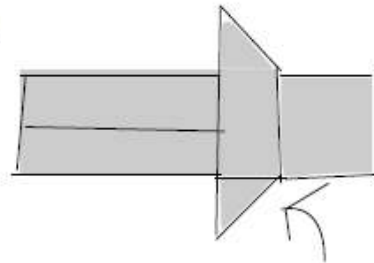
Fold the crease
into this form.

5.



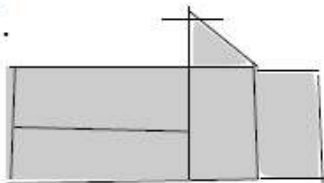
Fold 1/3 of the
way. Turn 90°

6.



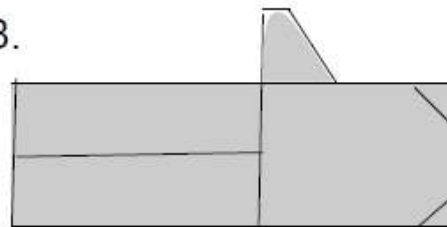
Tuck flap inside

7.



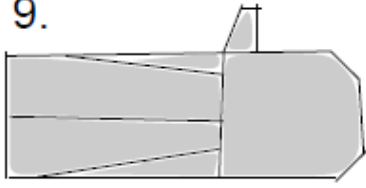
Tuck this point in side
to give shape

8.

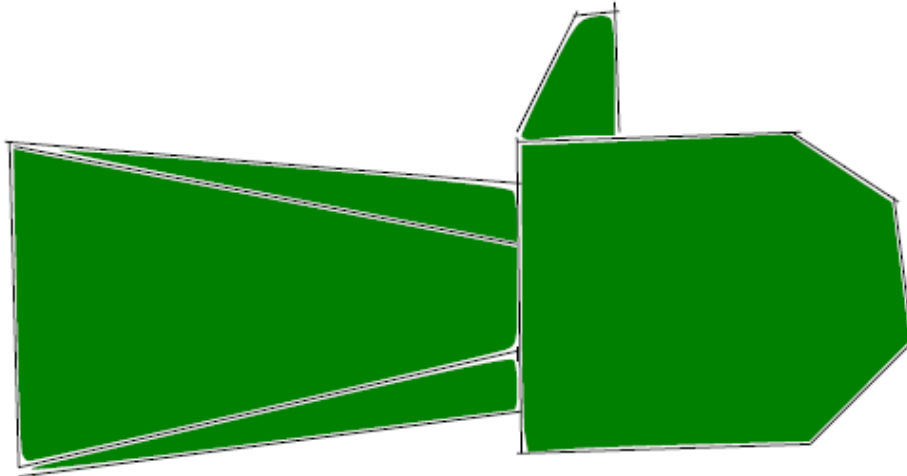


Tuck in the two corners,
to round the hand

9.



Fold the side flaps
in to give the arm some
shap



Anishchal Origami

© 2008